

Face mounting (à l'anglaise)

Description:

The **SECURILISSE® evo GCE-A** is a collective system against falls from heights, designed for roofs that are inaccessible to the public for face mounting installation. This guardrails can be straight or inclined, and can be combined with midrail and toeboard.

Details:

Material: Aluminium

Finish : Raw, anodised or powder-coated

Versions existantes : Straight or inclined

Delivery : Delivered with manuals and drawings available online at: <http://extranet.somain.fr>

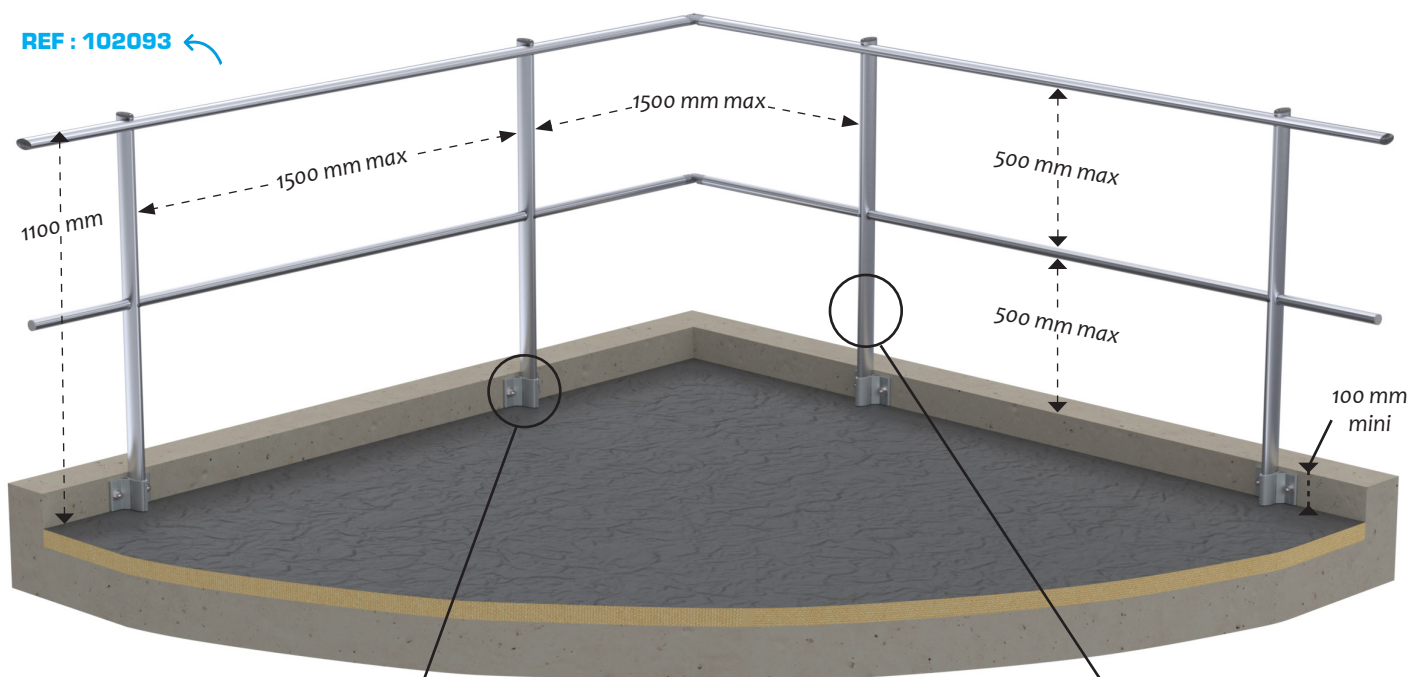


GCE-DA (straight)

1 Straight guardrail with midrail: GCE-DA2

The **SECURILISSE® evo GCE-DA2** is used for mounting against a 100 to 570 mm high parapet.

REF : 102093

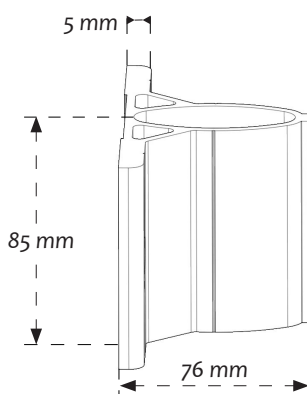
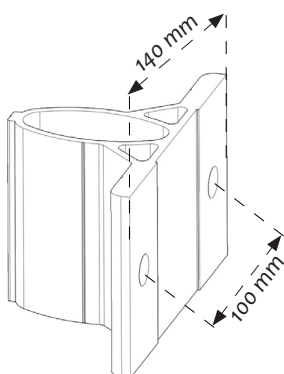


REF : 101640

Base for face mounting.

Fixing: 2 M12

Spacing: 100 mm



REF : 102331

Straight upright with midrail.
Its length depends on the height of the parapet.

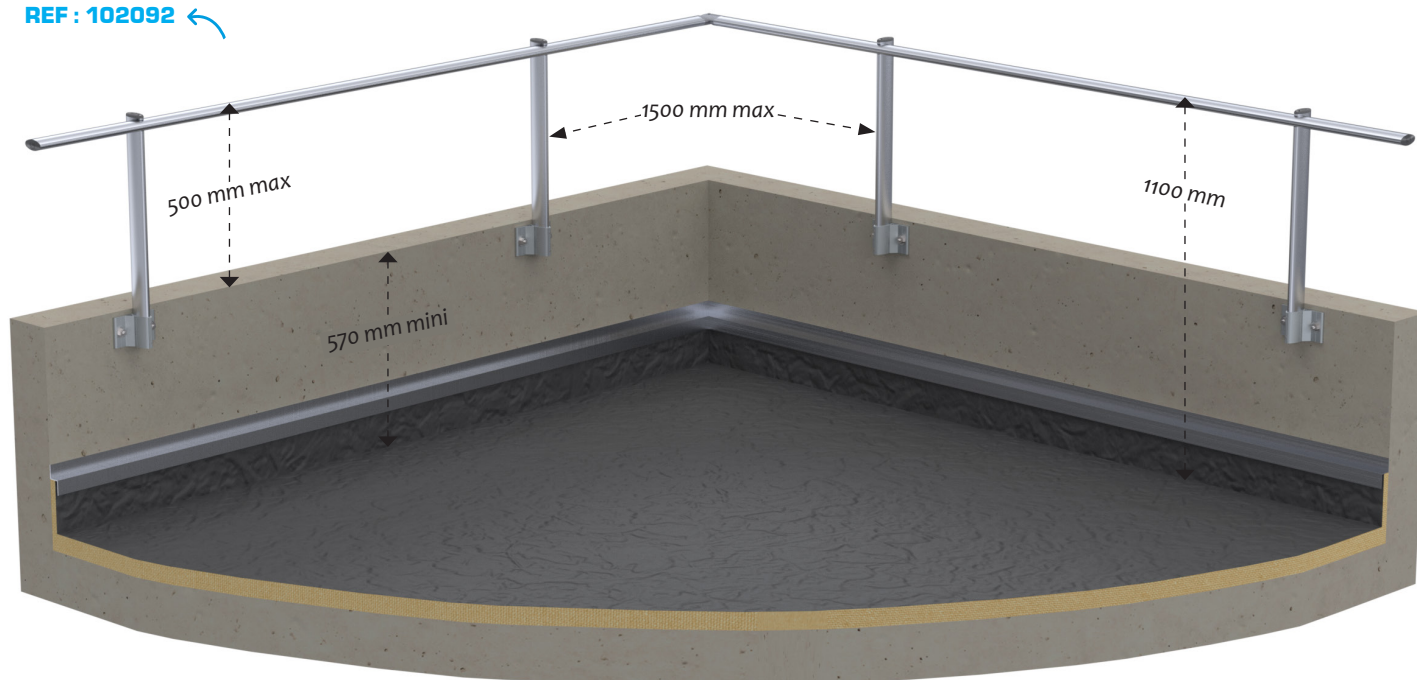
REF : 102329

Straight upright without midrail.
Its length depends on the height of the parapet (higher than 570mm).

2 Straight guardrail without midrail: GCE-DA1

The **SECURILISSE® evo GCE-DA1** is used for mounting against a parapet higher than 570 mm.

REF : 102092 ↩



3 Straight guardrail with midrail and toeboard: GCE-DA3

The **SECURILISSE® evo GCE-DA3** is suitable for work areas without a parapet. The standard then requires the installation of a toeboard.

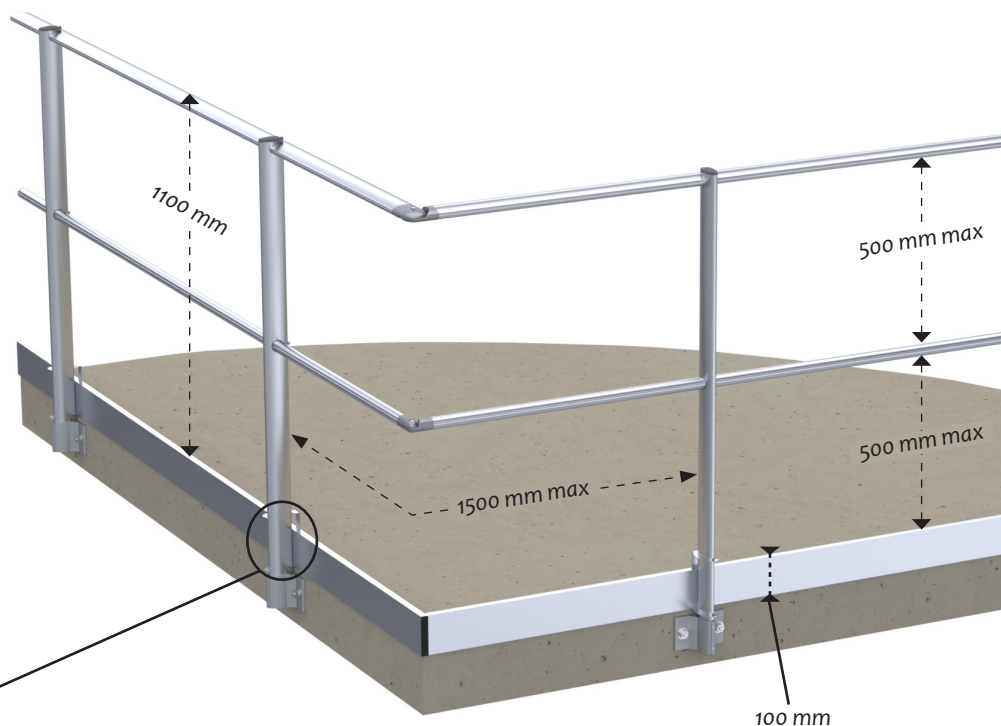

REF : 102094 ↩

Toeboard accessory:



REF : 101689

Toeboard fixation for GCE-A3.
With a parapet of less than 100 mm.



Face mounting (à l'anglaise)

Description:

The **SECURILISSE® evo GCE-A** is a collective system against falls from heights, designed for roofs that are inaccessible to the public for face mounting installation. The 30-degree inclined version is chosen for aesthetic reasons as it is less visible from the ground. This guardrails can be combined with midrail and toeboard.

Details:

Material: Aluminium

Finish : Raw, anodised or powder-coated

Versions existantes : Straight or inclined

Delivery : Delivered with manuals and drawings available online at: <http://extranet.somain.fr>

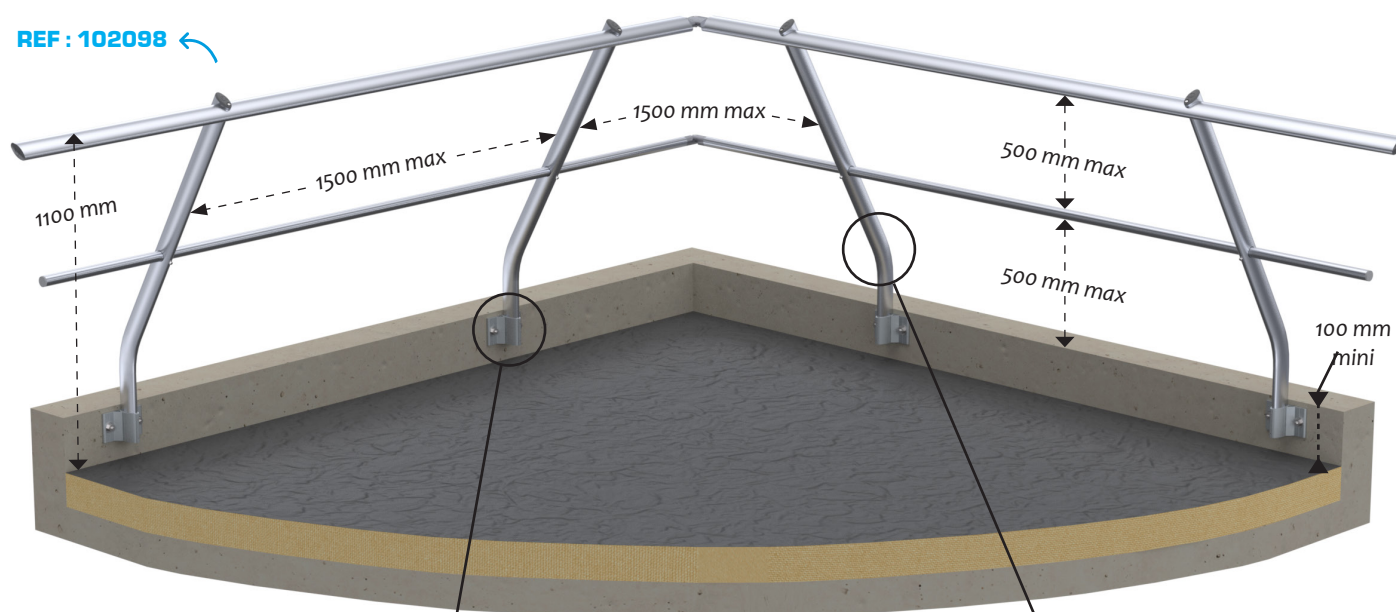


GCE-IA (inclined)

1 Inclined guardrail with midrail: GCE-IA2

The **SECURILISSE® evo GCE-IA2** is used for mounting against a 160 to 630 mm high parapet.

REF : 102098

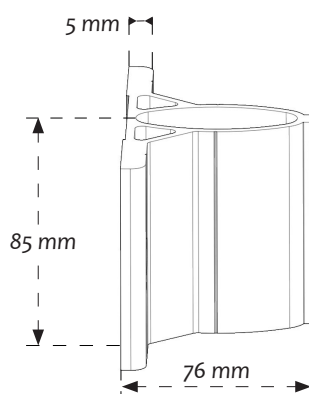
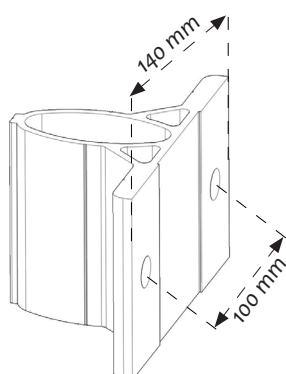


REF : 101640

Base for face mounting.

Fixing: 2 M12

Spacing: 100 mm



REF : 102332

Straight upright with midrail.
Its length depends on the height of the parapet.

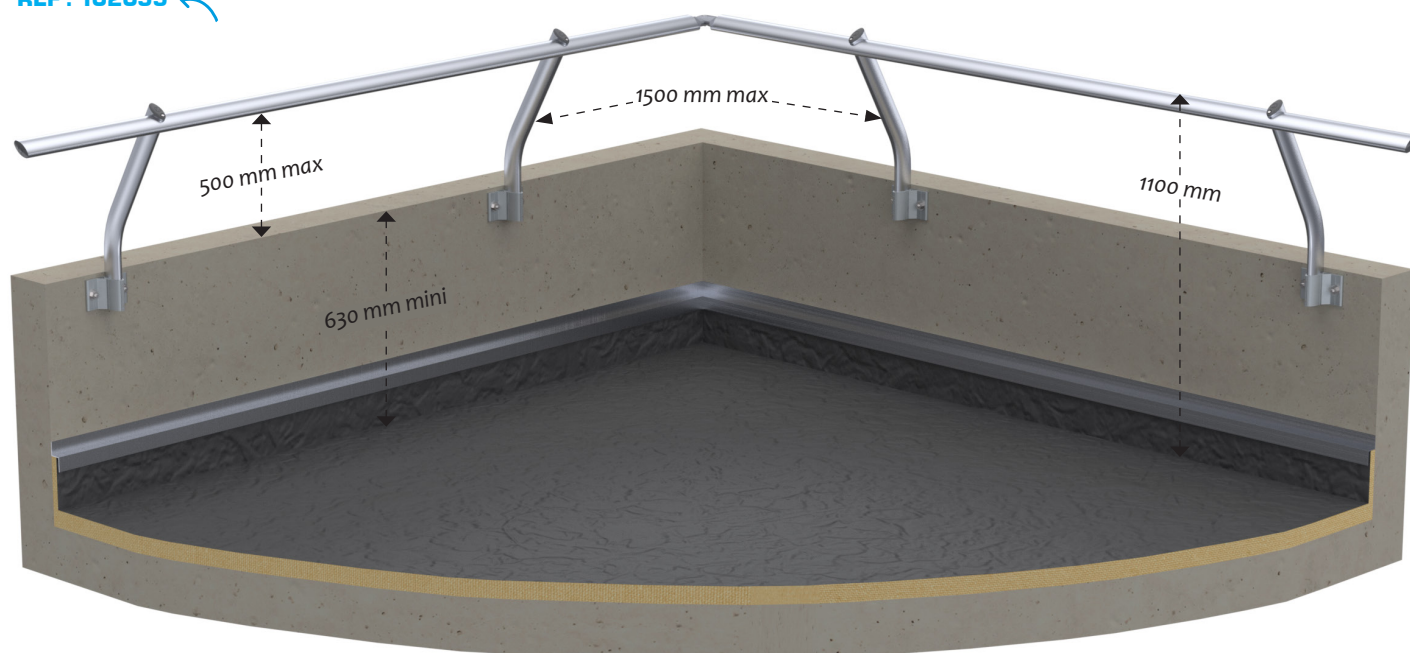
REF : 102330

Straight upright without midrail.
Its length depends on the height of the parapet (higher than 570mm).

2 Inclined guardrail without midrail: GCE-IA1

The **SECURILISSE® evo GCE-IA1** is used for mounting against a higher than 630 mm parapet.

REF : 102099 ←



3 Inclined guardrail with midrails and toeboard: GCE-IA3

The **SECURILISSE® evo GCE-IA3** is suitable for work areas without a parapet. The standard then requires the installation of a toeboard.

REF : 102100 ←

Toeboard accessory:



REF : 101689

Toeboard fixation for GCE-A3.
With a parapet of less than 100 mm.

